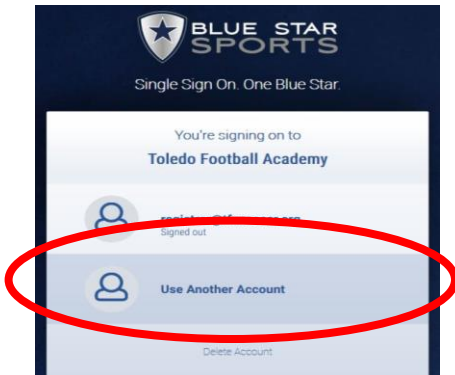
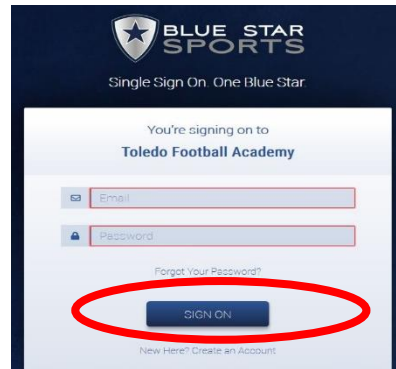


TFA 2018-2019 Tryout Registration Instructions:

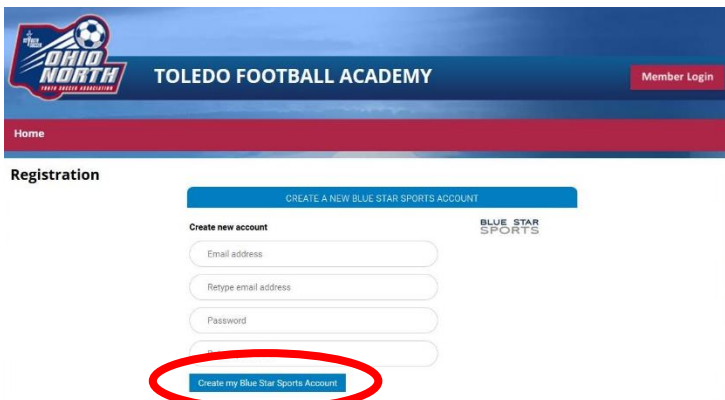
1. Begin your registration by going to www.toledofootballacademy.org and clicking on the **Member Login** button in the upper right-hand corner.
2. Click on **Use Another Account**.



3. Click on **Create Account**.



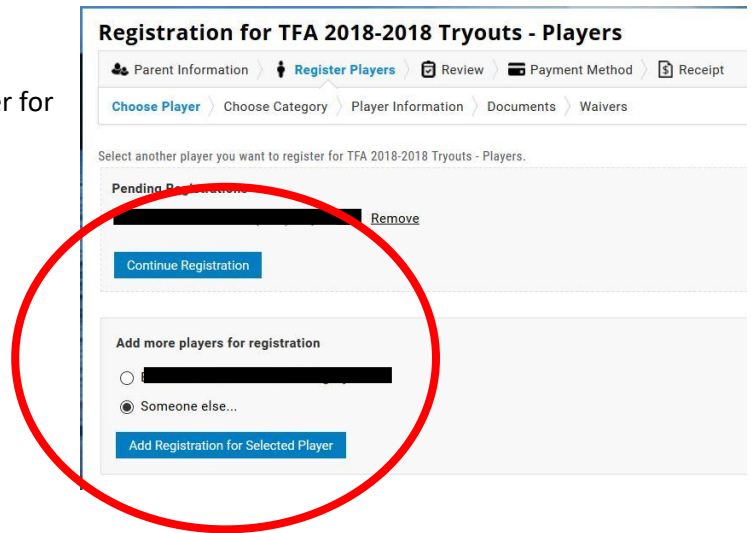
4. Fill in the required information and click **Create my Blue Star Sports Account**.



5. Fill in the information for Parent 1 (required) Parent 2 (optional).
6. Select the player's age group (based on birth year) then click **Continue to Player Information**. Note, you will be able to add additional players after completing the registration for the first player.



- Fill in all required information for the player and click **Continue Registration** or click **Someone Else** and **Add Registration for Selected Player** to register another player for tryouts.



- Continue the registration process by uploading the required Age ID document (i.e. birth certificate or passport, etc.) and agreeing to additional State waivers.
- Review your payment summary. Note, there is NO FEE for tryouts; your account balance will be \$0.00. You must click **Continue to Payment Method** to continue the registration process.

Registration for TFA 2018-2018 Tryouts - Players

Parent Information Register Players Review Payment Method Receipt

Registration Payment Summary		
Participants	Registration Category	Fees
	Base Fee	\$0.00
	New Registration Sub Total	\$0.00
	New Charges	\$0.00
	New Balance	\$0.00

Back to Register Players Continue to Payment Method

- Click on **Confirm Registration** to complete the registration process.

